



Compatibility



DIO®

UB Serie UFII

[NP/RP]





INTRA-ORAL / DESKTOP / CONTACT PROBE SCAN BODY

Platform	Height (mm)		
NP	10	IPD/UB-SN-00	IPD/UB-SN-01
	15	IPD/UB-SN-02	-
RP	10	IPD/UB-SR-00	IPD/UB-SR-01
	15	IPD/UB-SR-02	-

Captive screw included. 1.20 Hex Screwdriver.



Ti-BASE Custom Ti-Base System®

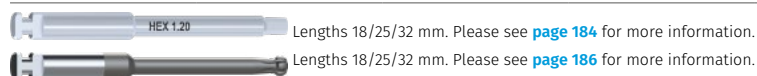
Platform	Height (mm)		
NP	1.0	IPD/UB-IN-00/3D	IPD/UB-IN-01/3D
	2.0	IPD/UB-IN-02/3D	IPD/UB-IN-03/3D
	3.0	IPD/UB-IN-04/3D	IPD/UB-IN-05/3D
RP	1.0	IPD/UB-IR-00/3D	IPD/UB-IR-01/3D
	2.0	IPD/UB-IR-02/3D	IPD/UB-IR-03/3D
	3.0	IPD/UB-IR-04/3D	IPD/UB-IR-05/3D

Please see [page 147](#) for the  Custom Ti-Base System® accessories.



SCREW / TPA SCREW FOR ANGLED PROSTHESIS

Platform	Screwdriver	Seat	Reference	TiN Reference
NP	1.20 Hex	Conical	IPD/UB-TN-00	IPD/UB-TN-00/TiN
RP	1.20 Hex	Conical	IPD/UB-TR-00	IPD/UB-TR-00/TiN
NP	TPA	Conical	-	IPD/UB-TN-50
RP	TPA	Conical	-	IPD/UB-TR-50



ANALOG / DIGITAL ANALOG

Platform	Reference	Digital reference
NP	IPD/UB-AN-00	IPD/UB-AN-00/3D
RP	IPD/UB-AR-00	IPD/UB-AR-00/3D
Bottom Screw	-	IPD/KA-TA-00
Side Screw	-	IPD/KA-TA-01



STRAIGHT AND ANGLED MULTI-UNIT ABUTMENT



Straight, 17° & 30°

Platform	Height (mm)	Straight	17°	30°
NP	1.5	IPD/UB-MN-01	-	-
	2.5	IPD/UB-MN-02	IPD/UB-MN-12	-
	3.5	IPD/UB-MN-03	-	IPD/UB-MN-33
RP	1.5	IPD/UB-MR-01	-	-
	2.5	IPD/UB-MR-02	IPD/UB-MR-12	-
	3.5	IPD/UB-MR-03	-	IPD/UB-MR-33

Our straight Multi-units can be used for single and multiple restorations.
Please see [page 157](#) for the Multi-unit system accessories.



TEMPORARY ABUTMENT / OPEN TRAY COPING

Platform			Coping screw
NP	IPD/UB-PN-06	IPD/UB-PN-07	IPD/UB-TN-00/C
RP	IPD/UB-PR-06	IPD/UB-PR-07	IPD/UB-TR-00/C

The same abutment can be used as a temporary abutment with the occlusal screw or as an impression coping using the coping screw.



PSD OVERDENTURE ABUTMENT

Platform	Height (mm)	Reference
NP	2.0	IPD/UB-LN-02
	3.0	IPD/UB-LN-03
	4.0	IPD/UB-LN-04
RP	2.0	IPD/UB-LR-02
	3.0	IPD/UB-LR-03
	4.0	IPD/UB-LR-04

Please see [page 169](#) for the PSD system accessories.





HEALING ABUTMENT

Platform	Height (mm)	Reference
NP	2.0	IPD/UB-DN-02
	3.5	IPD/UB-DN-03
	5.0	IPD/UB-DN-05
RP	2.0	IPD/UB-DR-02
	3.5	IPD/UB-DR-03
	5.0	IPD/UB-DR-05



STRAIGHT AND ANGLED CASTABLE ABUTMENT WITH A Co-Cr BASE

Straight, 15° & 25°

Platform	Angulation		
NP	Straight	IPD/UB-BN-00	IPD/UB-BN-01
	15°	IPD/UB-BN-10	IPD/UB-BN-11
RP	Straight	IPD/UB-BR-00	IPD/UB-BR-01

Co-Cr Base for digital workflow			Scan Body
NP	Straight / Angled	IPD/UB-BN-00/3D	IPD/UB-BN-01/3D
RP	Straight / Angled	IPD/UB-BR-00/3D	IPD/UB-BR-01/3D

All angled castable abutments include a TPA screw.

