




Compatibility



MICRODENT®

HB Serie MICRODENT® UNIVERSAL™

[ø3.5 / ø4.1 / ø5.1]





INTRA-ORAL / DESKTOP / CONTACT PROBE SCAN BODY

Platform	Height (mm)		
ø4.1	10	IPD/AA-SR-00	IPD/AA-SR-01
	15	IPD/AA-SR-02	-
ø5.1	10	IPD/BA-SW-00	IPD/BA-SW-01
	15	IPD/BA-SW-02	-

Captive screw included. 1.20 Hex Screwdriver.



Ti-BASE Custom Ti-Base System®


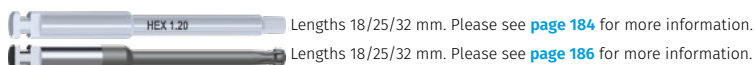
Platform	Height (mm)		
ø4.1	0.5	IPD/AA-IR-00/3D	IPD/AA-IR-01/3D
	1.5	IPD/AA-IR-02/3D	IPD/AA-IR-03/3D
	2.5	IPD/AA-IR-04/3D	IPD/AA-IR-05/3D
ø5.1	0.5	IPD/BA-IW-00/3D	IPD/BA-IW-01/3D
	1.5	IPD/BA-IW-02/3D	IPD/BA-IW-03/3D

Please see [page 147](#) for the  Custom Ti-Base System® accessories.



SCREW / TPA SCREW FOR ANGLED PROSTHESIS

Platform	Screwdriver	Seat	Reference	TiN Reference
ø3.5	1.20 Hex	Conical	IPD/HA-TN-00	IPD/HA-TN-00/TiN
ø4.1 ø5.1	1.20 Hex	Conical	IPD/BA-TR-00	IPD/BA-TR-00/TiN
	1.20 Hex	Low profile conical	IPD/AA-TR-01	IPD/AA-TR-01/TiN
ø3.5	TPA	Conical	-	IPD/HA-TN-50
ø4.1 ø5.1	TPA	Conical	-	IPD/AA-TR-50
	TPA	Flat	-	IPD/AA-TR-52



ANALOG / DIGITAL ANALOG

Platform	Reference	Digital reference
ø3.5	IPD/HA-AN-00	-
ø4.1	IPD/AA-AR-00	IPD/AA-AR-00/3D
ø5.1	IPD/BA-AW-00	IPD/BA-AW-00/3D
Bottom Screw	-	IPD/KA-TA-00
Side Screw	-	IPD/KA-TA-01



STRAIGHT AND ANGLED MULTI-UNIT ABUTMENT

Platform	Height (mm)	Straight	17°	30°
ø4.1	1.0	IPD/AB-MR-01	-	-
	2.0	IPD/AB-MR-02	IPD/AB-MR-12	-
	3.0	IPD/AB-MR-03	IPD/AB-MR-13	IPD/AB-MR-33
	4.0	IPD/AB-MR-04	IPD/AB-MR-14	IPD/AB-MR-34
	5.0	IPD/AB-MR-05	-	IPD/AB-MR-35

Our straight Multi-units can be used for single and multiple restorations.
Please see [page 157](#) for the Multi-unit system accessories.



TEMPORARY ABUTMENT / OPEN TRAY COPING

Platform			Coping screw
ø4.1	IPD/AA-PR-06	IPD/AA-PR-07	IPD/AA-TR-00/C

The same abutment can be used as a temporary abutment with the occlusal screw or as an impression coping using the coping screw.



OPEN AND CLOSED TRAY COPING

Platform	Reference
ø4.1	Open tray coping
	Closed tray coping
ø5.1	Open tray coping

Classic design.



PSD OVERDENTURE ABUTMENT

Platform	Height (mm)	Reference
ø4.1	1.0	IPD/AA-LR-01
	2.0	IPD/AA-LR-02
	3.0	IPD/AA-LR-03
	4.0	IPD/AA-LR-04
	5.0	IPD/AA-LR-05

Please see [page 170](#) for the PSD system accessories.





HEALING ABUTMENT

Platform	Height (mm)	Reference
ø4.1	2.0	IPD/AA-DR-02
	3.0	IPD/AA-DR-03
	4.0	IPD/AA-DR-04
	5.0	IPD/AA-DR-05
	2.0	IPD/BA-DW-02
ø5.1	3.0	IPD/BA-DW-03
	4.0	IPD/BA-DW-04



STRAIGHT AND ANGLED CASTABLE ABUTMENT WITH A Co-Cr BASE

Straight, 15° & 25°



Platform	Angulation			
ø4.1	Straight	IPD/AA-BR-00	IPD/AA-BR-01	
	15°	IPD/AA-BR-10	IPD/AA-BR-11	
	25°	IPD/AA-BR-20	IPD/AA-BR-21	
ø5.1	Straight	IPD/BA-BW-00	IPD/BA-BW-01	
	15°	IPD/BA-BW-10	IPD/BA-BW-11	
	25°	IPD/BA-BW-20	IPD/BA-BW-21	
Co-Cr Base for digital workflow				
ø4.1	Straight / Angled	IPD/AA-BR-00/3D	IPD/AA-BR-01/3D	IPD/SC-AN-B1
ø5.1	Straight / Angled	IPD/BA-BW-00/3D	IPD/BA-BW-01/3D	IPD/SC-AN-B1

All angled castable abutments include a TPA screw.



STRAIGHT AND ANGLED ABUTMENT



Straight, 15° & 25°

Platform	Height (mm)	Angulation		
ø4.1	1.0	Straight	IPD/AA-PR-00	IPD/AA-PR-01
		15°	IPD/AA-PR-02	-
		25°	IPD/AA-PR-03	-
	2.0	15°	IPD/AA-PR-04	-
		25°	IPD/AA-PR-05	-

Using the low profile IPD/AA-TR-01 screw for IPD/AA-PR-03 is recommended.



CASTABLE

Platform		
ø3.5	IPD/HA-HN-00	IPD/HA-RN-00
ø4.1	IPD/AA-HR-00	IPD/AA-RR-00
ø5.1	IPD/BA-HW-00	IPD/BA-RW-00

